

2008

Constructing Explicit Magnetic Analogies for the Dynamics of Glass Forming Liquids

Jacob D. Stevenson

Department of Physics and Department of Chemistry and Biochemistry, University of California, San Diego

Aleksandra M. Walczak

Princeton Center for Theoretical Physics, Princeton University

Randall W. Hall

Department of Chemistry, Louisiana State University, Baton Rouge, randall.hall@dominican.edu

Peter G. Wolynes

Department of Chemistry, Louisiana State University, Baton Rouge

Follow this and additional works at: <http://scholar.dominican.edu/all-faculty>

 Part of the [Chemistry Commons](#), and the [Physics Commons](#)

Recommended Citation

Stevenson, Jacob D.; Walczak, Aleksandra M.; Hall, Randall W.; and Wolynes, Peter G., "Constructing Explicit Magnetic Analogies for the Dynamics of Glass Forming Liquids" (2008). *Collected Faculty and Staff Scholarship*. 24.
<http://scholar.dominican.edu/all-faculty/24>

DOI

<http://dx.doi.org/10.1063/1.3009827>

This Article is brought to you for free and open access by the Faculty and Staff Scholarship at Dominican Scholar. It has been accepted for inclusion in Collected Faculty and Staff Scholarship by an authorized administrator of Dominican Scholar. For more information, please contact michael.pujals@dominican.edu.

Constructing explicit magnetic analogies for the dynamics of glass forming liquids

Jacob D. Stevenson,¹ Aleksandra M. Walczak,² Randall W. Hall,³ and Peter G. Wolynes^{1,4}

¹*Department of Physics and Department of Chemistry and Biochemistry,
University of California, San Diego, La Jolla, CA 92093*

²*Princeton Center for Theoretical Physics, Princeton University, Princeton, NJ 08544*

³*Department of Chemistry, Louisiana State University, Baton Rouge, Louisiana 70803-1804*

⁴*e-mail: pwolynes@ucsd.edu*

(Dated: June 20, 2013)

By defining a spatially varying replica overlap parameter for a supercooled liquid referenced to an ensemble of fiducial liquid state configurations we explicitly construct a constrained replica free energy functional that maps directly onto an Ising Hamiltonian with both random fields and random interactions whose statistics depend on liquid structure. Renormalization group results for random magnets when combined with these statistics for the Lennard-Jones glass suggest that discontinuous replica symmetry breaking would occur if a liquid with short range interactions could be equilibrated at a sufficiently low temperature where its mean field configurational entropy would vanish, even though the system strictly retains a finite configurational entropy.

The commonalities and contrasts between the glassy behavior of supercooled liquids and quenched disordered magnetic systems have been long studied. Both exhibit a diversity of long lived states with no apparent structural long range order. These states challenge the paradigms of standard many body physics. Starting in the 1980's, the disordered magnetic systems came under control, but only in mean field, through the concept of broken ergodicity using replica methods which allowed averaging over quenched disorder. Despite the absence of quenched disorder there is an analogy between the first order breaking of ergodicity predicted by mode coupling theory for structural glasses and the phase transition predicted for spin glasses that lack up-down symmetry (Potts spin glasses)[1, 2]. In mean field, the asymmetric spin glasses exhibit a Kauzmann entropy crisis[3] like that for supercooled liquids.

The analogy between glass forming liquids and mean field spin glasses is however incomplete. The observed dynamics of supercooled liquids fits the mean field mode coupling paradigm only modestly well[4]. The main problem with the mean field theory is its neglect of important activated motions that allow a supercooled liquid to reconfigure locally. The most convincing evidence for this is the near Arrhenius dynamics with large activation energy seen in structural glasses in the aging regime[5].

Activated motions have infinite barriers in mean field. Describing activated motions requires accounting for the finite interaction range. Accompanying a paucity of exact results[6], even the empirical situation remains controversial for finite range random magnetic systems[7, 8]. For the random field Ising magnet, arguments based on renormalization group theory and droplet arguments do work well[9, 10, 11], but controversy remains as to the extent Ising spin glasses partake of mean field versus droplet features[12]. Nevertheless, useful analogies between glass forming liquids and disordered magnets have been drawn showing how droplet arguments give the Vogel-Fulcher law[13]. Similar arguments have also been adduced using replicas[3, 14, 15].

By applying density functional theory to determine the parameters in these droplet arguments[16] one predicts a large number of confirmed quantitative results for liquids[5]. The resulting random first order transition (RFOT) theory bears some resemblance to the nucleation picture of ordinary first order phase transitions. The theory's core is an analogy to the random field Ising magnet in a field. The average field in the magnet is related to the configurational entropy density of the liquid[13, 16]. Tarzia and Moore[17] suggest that supercooled liquids are related to Ising spin glasses in a field. When an average field is present, corresponding to a finite configurational entropy in the liquid, both the random field magnet and the spin glass have the same symmetry: neither model is expected to have a phase transition although this is still somewhat controversial[18]. While both magnetic analogies agree on this point, the activated dynamics in the two different analogical magnets differ because the interface energies in spin glass droplets have weaker scaling than the random field ferromagnet. To quantify this distinction in this paper we construct explicitly the analogy between a structural glass forming liquid and the corresponding short range disordered ferromagnet.

Replica methods along with liquid state theory allow an explicit mapping of the free energy landscape of a glass forming liquid onto a disordered Ising magnet. Using this explicit construction we may eschew droplet arguments entirely. Simulating the analogous magnet shows the mapping reproduces, however, the main features of the RFOT analysis. The mean activation barrier and its fluctuations which give rise to non-exponential relaxation can be computed using importance sampling methods for the analog. Approximate arguments can place the analog system onto a phase diagram previously deduced for disordered magnets using renormalization group (RG). This construction suggests that under thermodynamic conditions when the mean field estimate for the configurational entropy would vanish, the liquid would still undergo a phase transition having one step replica symmetry breaking, despite the exact configurational entropy remaining

non-zero[19, 20].

I. THEORY

The analogy yields a description of a structural glass in terms of discrete spin-like variables tied to the liquid structure equilibrated at one time. A structural glass is statistically homogeneous but nonuniform with a density $\rho(\mathbf{x})$ that is not translationally invariant. Liquid state theory provides a free energy as a functional of such a density $\mathcal{F}[\rho(\mathbf{x})]$. While the complete equilibrium free energy $F = -k_B T \ln Z$ assumes all phase space can be sampled, close to the glass transition there is trapping in locally metastable states which manifests itself as extensively many local minima described by a configurational entropy density $S_c = \ln N_{ms}$. This non-ergodic behavior can be captured by a construction due to Monasson[21] in which an external random constraining pinning field couples m replicas of the system through an attractive potential. Each replica's density field is $\rho^k(\mathbf{x})$. The free energy of the m replica system is

$$F(m, \beta) = \lim_{g \rightarrow 0^+} \left[-\frac{1}{\beta m} \ln \int \prod_{k=1}^m \mathcal{D}\rho^k(\mathbf{x}) \exp \left\{ -\beta \sum_k \mathcal{F}[\rho^k(\mathbf{x})] - \frac{g}{2m} \sum_{k,j,k < j} \int d\mathbf{x} [\rho^k(\mathbf{x}) - \rho^j(\mathbf{x})]^2 \right\} \right] \quad (1)$$

The typical free energy of a metastable frozen state, $\tilde{F} = \left. \frac{\partial m F(m, \beta)}{\partial m} \right|_{m=1}$, differs from the complete equilibrium free energy by an amount $\delta F = \tilde{F} - F = \left. \frac{\partial F(m, \beta)}{\partial m} \right|_{m=1} = TS_c$. In contrast to Monasson's thoroughly field theoretic formulation, we separate the m replicas into one fiducial probe copy of particles interacting through the Hamiltonian $H(\{\mathbf{x}_i^f\}) = \sum_{i < j} u(\mathbf{x}_i^f - \mathbf{x}_j^f)$ and $m - 1$ others described by density fields. Here u is the microscopic inter-particle potential. The pinning field on the other replicas is $\rho^f(\mathbf{x}) = \sum_i \delta(\mathbf{x} - \mathbf{x}_i^f)$. We can write:

$$F(m, \beta) = -\lim_{g \rightarrow 0} \frac{1}{\beta m} \ln \int \mathcal{D}\{\mathbf{x}_i^f\} e^{-\beta H(\{\mathbf{x}_i^f\})} \int \prod_{k=1}^{m-1} \mathcal{D}\rho^k(\mathbf{x}) \exp \left\{ -\beta \sum_{k=1}^{m-1} \mathcal{F}[\rho^k(\mathbf{x})] - \frac{g}{2m} \sum_{k=1}^{m-1} \int d\mathbf{x} [\rho^k(\mathbf{x}) - \rho^f(\mathbf{x})]^2 - \frac{g}{2m} \sum_{k=1}^{m-1} \sum_{j=1, k < j}^{m-1} \int d\mathbf{x} [\rho^k(\mathbf{x}) - \rho^j(\mathbf{x})]^2 \right\} \quad (2)$$

In calculating the free energy with respect to the probe replica we ignore peripheral interactions not involving the probe, thus decoupling the partition function

$$F(m, \beta) = -\lim_{g \rightarrow 0} \frac{1}{\beta m} \ln \int \mathcal{D}\{\mathbf{x}_i^f\} e^{-\beta H(\{\mathbf{x}_i^f\})} [Z_q]^{m-1} \quad (3)$$

such that each replica is constrained by a potential to the vicinity of the fiducial copy:

$$Z_q = \int \mathcal{D}\rho(\mathbf{x}) \exp \left\{ -\beta \mathcal{F}[\rho(\mathbf{x})] - \frac{g}{2m} \int d\mathbf{x} [\rho(\mathbf{x}) - \rho^f(\mathbf{x})]^2 \right\} \quad (4)$$

For a glassy system, when $TS_c = \left. \frac{\partial F(m, \beta)}{\partial m} \right|_{m=1}$ is finite, in the limit $m \rightarrow 1$, the replicated free energy is dominated by a saddle point corresponding to the spontaneous ordering of replicas in phase space. The saddle point solution to the free energy is found by minimizing the exponential's argument.

$$\frac{\delta}{\delta \rho(\mathbf{x})} \left[\beta \mathcal{F}[\rho(\mathbf{x})] + \frac{g}{2m} \int d\mathbf{x} [\rho(\mathbf{x}) - \rho^f(\mathbf{x})]^2 \right]_{\rho=\bar{\rho}} = 0 \quad (5)$$

The free energy functional can be written, à la density functional theory, as the sum of an entropic cost to localize the density and an interaction term.

$$\beta \mathcal{F}[\rho(\mathbf{x})] \approx \int d\mathbf{x} \rho(\mathbf{x}) \ln \rho(\mathbf{x}) + \beta F_{int}[\rho(\mathbf{x})]. \quad (6)$$

While the free energy functional $\mathcal{F}[\rho]$ is globally minimized by a uniform equilibrium solution with mean density ρ_0 , $\mathcal{F}[\rho]$ also has local minima corresponding to frozen aperiodic densities. The g coupling, even as g vanishes, picks out one particular minimum around the structural state ρ^f . Thus $\mathcal{F}[\rho]$ can be analyzed in terms of the similarity, or overlap $q = \int d\mathbf{x} (\rho(\mathbf{x}) - \rho_0)(\rho^f(\mathbf{x}) - \rho_0)$, between $\rho(\mathbf{x})$ and $\rho^f(\mathbf{x}) = \sum_i \delta(\mathbf{x} - \mathbf{x}_i^f)$. A schematic of the free energy as a function of the order parameter q as computed in references [22] and [14] is shown in figure 1a. The free energy difference between the large overlap solution and

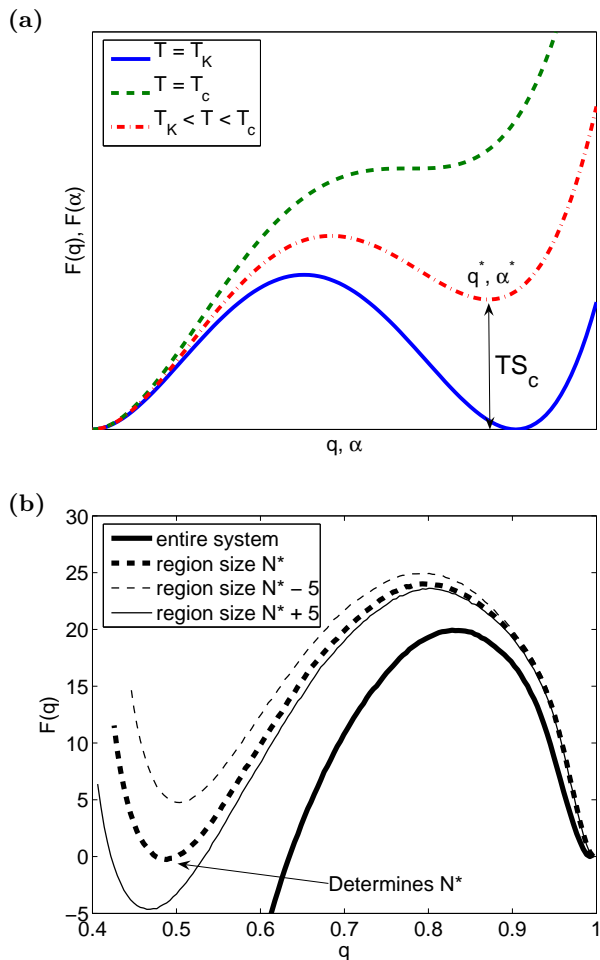


FIG. 1: (a) Schematic mean field free energy profiles for supercooled liquids at the dynamical crossover temperature (dashed line), the Kauzmann temperature (solid line), and an intermediate temperature (dot-dashed line). In mean field the particle localization, α , and the structural overlap, q , are equivalent reaction coordinates. The secondary free energy minimum at $T_K < T < T_c$ demonstrates the existence of metastable structural states in supercooled liquids. (b) Free energy profiles calculated for the finite range Ising magnet analogous to the LJ liquid. The minimum size needed to escape the free energy minimum and thus reconfigure the liquid at $s_c = 1.10$ is $N^* = 148$ particles.

the small overlap solution is the excess free energy of the frozen glass over the equilibrium free energy and is determined by TS_c .

The large overlap state is well approximated by a density distribution of a sum of Gaussians centered around the particle locations of the fiducial (probe) copy $\rho(\mathbf{x}) = \sum_i \rho_i(x) = \sum_i \left(\frac{\alpha_i}{\pi}\right)^{3/2} e^{-\alpha_i(\mathbf{x}-\mathbf{x}_i^f)^2}$. The localization parameters, $\{\alpha_i\}$, determine the local overlap. Near the large overlap minimum, $q(\alpha_i \gg \rho_0^{2/3}) = \sum_i ((\alpha_i/\pi)^{3/2} - \rho_0)$. In the opposite limit, near the global free energy minimum, the density

ansatz reduces to the mean density and $q(\{\alpha_i\} \rightarrow 0) = 0$.

For large values of $\{\alpha_i\}$ the particles are localized very near the fiducial locations $\{\mathbf{x}_i^f\}$ and F can be evaluated by using the independent oscillator approximation[23, 24] which decouples the particles at the individual site level. Within this approximation F_{int} can be expressed as a sum of effective potentials between the interacting density clouds, $\beta V_{eff}(|\mathbf{x}_i^f - \mathbf{x}_j^f|; \alpha_j) \equiv -\ln \int d\mathbf{x}_j \rho_j(\mathbf{x}_j) e^{-\frac{1}{2}\beta u(\mathbf{x}_i^f - \mathbf{x}_j)}$.

$$\beta F_{glass}(\{\mathbf{x}_i^f\}, \{\alpha_i\}) = \sum_i \frac{3}{2} \ln \frac{\alpha_i \Lambda^2}{\pi e} + \sum_{ij} \beta V_{eff}(|\mathbf{x}_i^f - \mathbf{x}_j^f|; \alpha_j). \quad (7)$$

The localization parameters corresponding to the large overlap solution, $\{\alpha_i^\dagger\}$, can be found by applying a self consistency condition[23, 24]. The existence of the free energy minimum at large overlap reflects the cage effect where the motion of a particle is restricted by its neighbors. To first order one may compute the potential $\beta V_e(\mathbf{x}_i - \mathbf{x}_i^f, \{\alpha_j\}) \equiv \sum_j \beta V_{eff}(|\mathbf{x}_i - \mathbf{x}_j^f|; \alpha_j)$ and expand around small displacements of particle i , $w_i = |\mathbf{x}_i - \mathbf{x}_i^f|$.

$$\beta V_e(w_i, \{\alpha_j^\dagger\}) \approx \beta V_e|_{w_i=0} + w_i^2 \frac{1}{6} \nabla^2 \beta V_e|_{w_i=0} \quad (8)$$

$$\beta V_e(w_i, \{\alpha_j^\dagger\}) \approx \beta V_e|_{w_i=0} + \alpha_i^\dagger w_i^2 \quad (9)$$

The linear term gives no contribution because the fiducial replica becomes centered on a stationary location with all forces canceling. The localization parameter of particle i thus can be computed from the curvature of the effective potential, $\alpha_i^\dagger = \frac{1}{6} \nabla^2 \beta V_e(|\mathbf{x}_i - \mathbf{x}_i^f| = 0, \{\alpha_j^\dagger\})$, giving a self-consistent solution for α_i^\dagger [24, 25].

Near the uniformly low overlap state the interaction free energy F_{int} follows from the equilibrium liquid equation of state, $Z_{EoS}(\eta)$, where η is the packing fraction[26]:

$$F_{liq}^\dagger = N \ln \rho_0 \Lambda^3 - N + N \int_0^\eta (Z_{EoS} - 1) \frac{d\eta'}{\eta'}. \quad (10)$$

To characterize the reconfiguration events and develop the magnetic analogy one must also examine non-uniform solutions. At the interface between the two solutions there must be some energetic penalty due to the patching together of distinct configurational states. At an interface, one particle's replica is in the large overlap state while it's neighbor has small overlap, so the pair interaction becomes $\beta V_2^{eff}(|\mathbf{x}_i^f - \mathbf{x}_j^f|; \alpha_i^\dagger, \alpha_j^\dagger) = -\ln \int d\mathbf{x}_i d\mathbf{x}_j \rho_i^\dagger(\mathbf{x}_i) \rho_j^\dagger(\mathbf{x}_j) e^{-\frac{1}{2}\beta u(\mathbf{x}_i - \mathbf{x}_j)}$. The small overlap parameters $\{\alpha_i^\dagger\}$ determine ρ_i^\dagger and are obtained in the

self-consistent phonon theory by matching the entropy of the low overlap state calculated within the Gaussian density ansatz with the entropic term of the equilibrated liquid:

$$\sum_i \frac{3}{2} \ln \frac{\alpha_i^\downarrow \Lambda^2}{\pi e} = N \ln \rho_0 \Lambda^3. \quad (11)$$

For any combination of the discrete values of $\{\alpha_i^\downarrow\}$ and $\{\alpha_i^\uparrow\}$, the free energy of the supercooled liquid is equivalent to a pairwise interacting model with spins located at the fiducial locations, $\{\mathbf{x}_i^f\}$.

$$\beta H = - \sum_i h_i (1 - s_i) + \sum_{i < j} J_{ij} [s_i (1 - s_j) + s_j (1 - s_i)], \quad (12)$$

where the spin, $s_i = 1$, corresponds with large overlap and $s_i = 0$ a small overlap site. The average field is found from the bulk free energy difference between the states, $\sum_i h_i = \beta F_{glass} - \beta F_{liq} = N s_c / k_B$, with a heterogeneous local configurational entropy resulting from the alpha variations.

$$h_i = \frac{3}{2} \ln \frac{\alpha_i^\uparrow}{\pi} + \beta \sum_j V_{eff}(|\mathbf{x}_i^f - \mathbf{x}_j^f|; \alpha_j^\uparrow) - \frac{1}{N} F_{liq} \quad (13)$$

The interactions defined through the effective potential give the surface energies of droplets within the RFOT picture and are explicitly

$$J_{ij} = V_2^{eff}(|\mathbf{x}_i^f - \mathbf{x}_j^f|; \alpha_i^\downarrow, \alpha_j^\uparrow) + V_2^{eff}(|\mathbf{x}_i^f - \mathbf{x}_j^f|; \alpha_i^\uparrow, \alpha_j^\downarrow). \quad (14)$$

II. APPLICATION TO A SIMULATED GLASS

The mapping to the disordered Ising model should be carried out for each fiducial equilibrium liquid structure. We sample fiducial structures of the Kob-Andersen 80-20 mixture of two types of Lennard-Jones (LJ) particles at density 1.2 (in LJ reduced units). The pairs have interaction parameters[26, 28], $\sigma_{AA} = 1.0$, $\sigma_{BB} = 0.8$, $\sigma_{AB} = 0.88$, $\epsilon_{AA} = 1.0$, $\epsilon_{BB} = 1.5$, $\epsilon_{AB} = 0.5$. The fiducial structures were obtained by simulated annealing runs to the temperature $T_{MD} = 0.45$. The equilibration time for these simulations reaches a tenth of a microsecond when referenced to argon.

The parameters $\{\alpha_i^\uparrow\}$ ($\{q_i^\uparrow\}$) and $\{\alpha_i^\downarrow\}$ ($\{q_i^\downarrow\}$) are calculated for every particle. The mean RMS deviation determined from $\{\alpha_i^\uparrow\}$ is about 0.12 particle spacings, rather close to the Lindemann parameter expected for periodic crystals $d_L \approx 0.1$ independent of the force law. The RMS actually observed during the MD run at $T_{MD} = 0.45$ is consistent with this estimate $d_L = 0.113$.

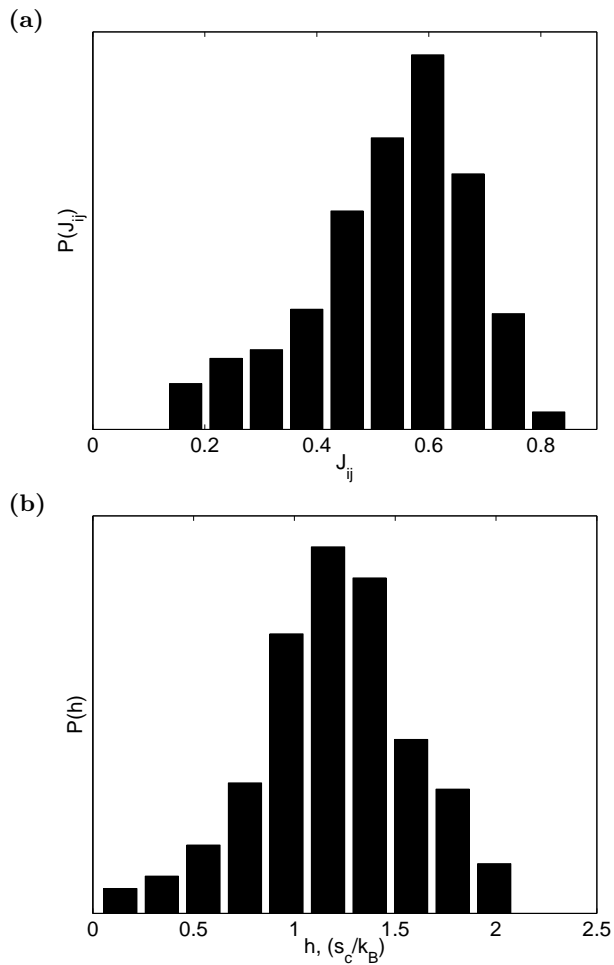


FIG. 2: The distributions of interactions and local fields of the magnet analogous to the simulated LJ two compound glass. In this mapping \bar{h} is directly related to the configurational entropy, $\bar{h} = s_c / k_B$. The fields are shown at $\bar{h} = 1.2$, close to the dynamical crossover temperature.

The distributions of calculated interactions are shown in figure 2a as the free energy per neighbor, $J_i \equiv \frac{1}{z_i} \sum_j J_{ij}$ where z_i is the number of neighbors of particle i . The typical interaction $\bar{J} \equiv \frac{1}{N} \sum_i J_i$ is directly related to σ , the mismatch free energy penalty in RFOT theory for a particle at a flat interface between regions of high and low overlap. In the Ising mapping $\beta \sigma_I = n_{bb} \bar{J}$ where $n_{bb} = 3.2$ is the typical number of bonds broken by the interface. The direct calculation yields $\bar{J} = 0.55$ giving $\beta \sigma_I = 1.77$ not very different from the RFOT theory estimate usually used[29] $\sigma_{RFOT} = \frac{3}{4} k_B T \ln \frac{1}{d_L^2 \pi e} = 1.85 k_B T$.

In RFOT theory the configurational entropy parametrizes a liquid's descent into the glassy regime. In harmony with many experimental observations[30, 31, 32], the dynamic crossover and the laboratory glass transition occur at universal critical entropies of $s_c(T_c) = 1.12 k_B$ and $s_c(T_g) = 0.82 k_B$,

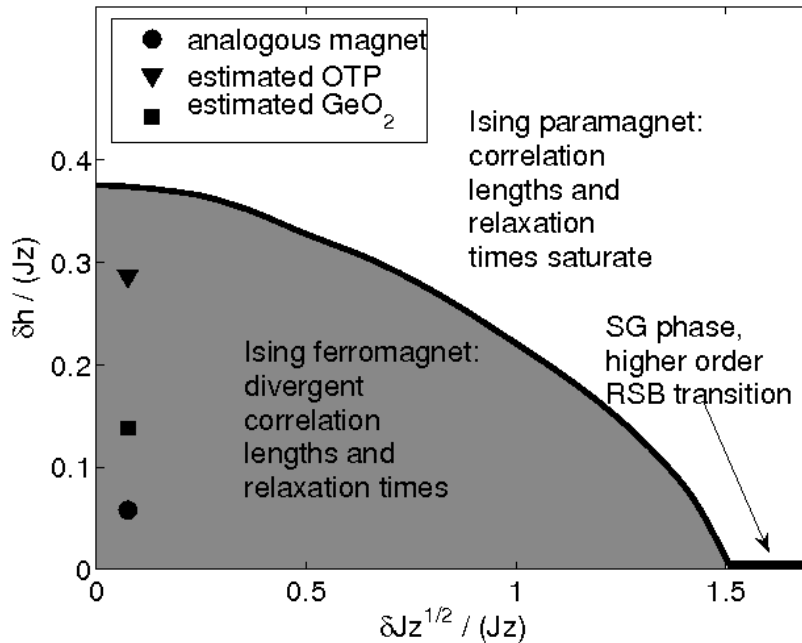


FIG. 3: Phase diagram of the Ising model with random bonds and fields adapted from reference [27]. The parameters calculated for the magnet analogous to the LJ liquid (circular mark) indicate that the liquid would undergo a true phase transition at the ideal glass transition. The triangular and square marks indicate estimates of where the glass forming liquids OTP and GeO_2 would fall on the phase diagram.

respectively.

Because of the rapidly increasing equilibration time scales it is impossible presently to obtain proper fiducial structures directly at very low temperatures via molecular dynamics. We can, however, treat the configurational entropy, and therefore the average field, as variable in order to extrapolate to find the magnetic system analogous to a liquid equilibrated at a much lower temperature, eventually extrapolating all the way to the ideal glass transition by taking $\bar{h} = \frac{1}{N} \sum_i h_i \rightarrow 0$. The presence of even a small average field is thought to destroy the phase transitions of both spin glasses and the random field Ising magnets, but at zero field a transition to a phase with long range correlations can still occur. Would a transition occur for the liquid analog when $\bar{h} = 0$, i.e. when the mean field configurational entropy vanishes? We answer this by appealing to an RG analysis of Migliorini and Berker[27] for the phase diagram for an Ising system in which both the fields and the interactions fluctuate randomly and independently, encompassing both the RFIM and the short range spin glasses. Their model is on a cubic lattice. We present their phase diagram in figure 3 in terms of the mean field theory based normalization where both the field fluctuations, δh , and the fluctuations of the interaction strength, $\delta Jz^{1/2}$, are normalized by the total interaction energy per site $\bar{J}z$. This parametrization should eliminate trivial near neighbor lattice dependence. This zero average field phase dia-

gram is shown at a temperature $T = 1$ coinciding with the established temperature of the analogous magnet. The results for the simulated Kob-Andersen liquid are indicated by the dot suggesting the disorder in both the fields and the interactions is sufficiently modest so that the system would undergo a phase transition to a state with infinite correlation lengths and divergent relaxation times when the field vanishes. This extrapolation implies the Kob-Andersen LJ liquid should possess a true phase transition to a state with one step replica symmetry breaking (RSB), even though the re-normalized configurational entropy, which would include small scale droplet excitations, strictly speaking remains finite. For such a broken replica symmetry state the free energy landscape has divergent barriers between a finite number of collective free energy basins each one of which still has finite configurational entropy due to local defects.

According to Landau, the excess heat capacity[33] yields $\delta s_c = \sqrt{\Delta C_p k_B / N_{corr}}$, where N_{corr} is the volume within which the disorder is correlated. The explicit mapping for the LJ system gives entropy fluctuations $\delta h = \delta s_c / k_B = 0.38$, smaller than a typical fragile glass forming liquid such as ortho-terphenyl (OTP). Assuming a similar distribution of interactions but rescaling the field fluctuations to that calculated for ortho-terphenyl yields the triangular position on the RG phase diagram of figure 3 while the square mark indicates where the strong glass forming liquid GeO_2 would lie. Even though

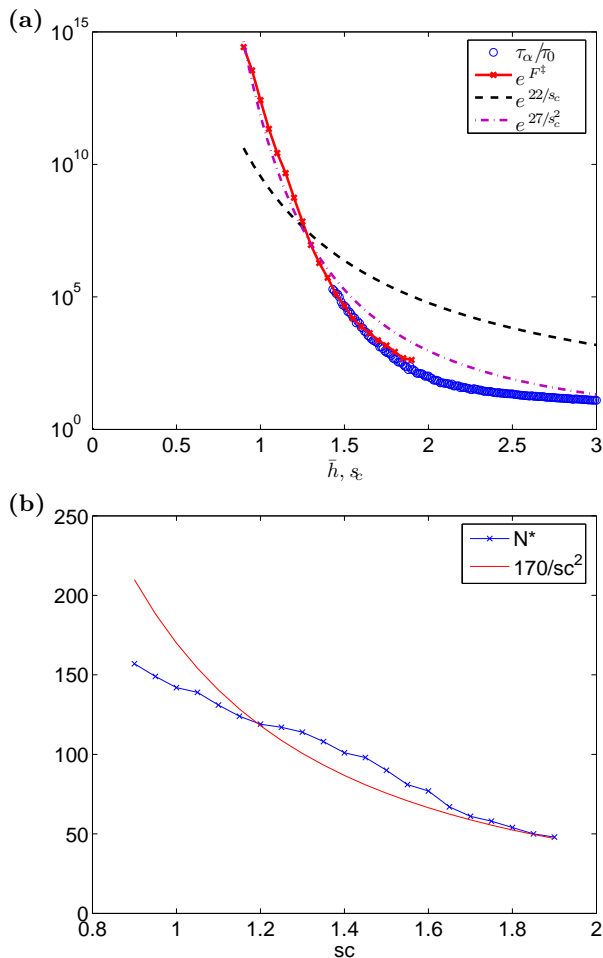


FIG. 4: (color online) (a) Relaxation times of the Ising model analogous to the LJ liquid (circles). The solid line gives relaxation times calculated from free energy barriers. The dashed lines show fits using relations derived in RFOT theory (see text). (b) The minimum region size able to irreversibly reconfigure.

OTP is rather fragile, we see it would still be expected to obey one step RSB.

Our extrapolations neglect any structural changes that occur in an actual fluid upon cooling yet we can test how well the direct dynamics of the extrapolated analog model correspond to droplet analysis. Escape from the metastable ($s = 1$) large overlap state corresponds with a large scale activated, structural rearrangement of the liquid. Directly simulated escape times are shown as circles in figure 4a. The relaxation time grows rapidly at the dynamical crossover temperature appearing to diverge as $s_c, \bar{h} \rightarrow 0$. Below the dynamic crossover the growth in relaxation time is well fit by $\ln \tau/\tau_0 \sim s_c^{-\psi}$. The proportionality constant for the inverse linear fit ($\psi = 1$) is $22k_B$, while droplet arguments in RFOT theory predict a slightly larger value $\ln \tau/\tau_0 = 32k_B/s_c$. $\psi = 2$, corresponding to the unwetted result from RFOT theory[16],

actually gives a closer fit to the relaxation time curve. This is consistent with what we have already seen in figure 3, that the analog magnet underestimates the disorder in the field moving the system away from the critical line where wetting is dominant.

The average overlap of the liquid frozen density fields maps onto the magnetization in the analog magnet, $q = \frac{1}{N} \sum_i s_i$. This coordinate can be used to monitor escape from local minima. We create free energy profiles for this local collective reaction coordinate using the weighted histogram analysis method[34, 35, 36] (WHAM). The resulting free energy profile, calculated with $\bar{h} = s_c/k_B = 1.1$, is shown as a thick solid line in figure 1b. The metastable minimum at large overlap is separated from the global minimum at small overlap by a free energy barrier that accounts for the relaxation time according to $\tau = \tau_0 e^{\beta F^\ddagger}$.

The global overlap is not an ideal reaction coordinate for reconfiguration, as it averages over reconfiguration events occurring at spatially distinct regions. By selecting a spherical region at random and only permitting motion within that region, the overlap becomes a good reaction coordinate. This is the magnetic analogy of the landscape “library construction” [31] and is similar to a technique recently used to calculate the surface tension near a first order transition[37]. By varying the region size, the minimum size to irreversibly escape a minimum and reconfigure the liquid, N^* , can be determined. Free energy profiles for several region sizes around N^* are shown in figure 1b. The free energy barriers computed for regions of size N^* , converted to relaxation time, are shown in figure 4a. Using WHAM and the library construction allows descent much further into the glassy regime than is possible via direct simulation. The predicted minimum reconfiguration size is shown in figure 4b. At high temperatures, $s_c > 1$, the growth of region size with decreasing s_c is consistent with $N^* \propto s_c^{-2}$ expected from RFOT theory, but at low temperatures the growth falls off as the result of finite size effects since the cluster size approaches the simulated system size itself. The free energy barrier is also underestimated for the low temperature range.

Not all cooperatively rearranging regions are created equal. The resulting dynamic heterogeneity of the liquid is seen in figure 5 showing a collection of free energy profiles for different regions at $\bar{h} = s_c/k_B = 1.1$. There is clearly a spread of relaxation times which can give rise to the stretched exponential relaxation behavior $\phi(t) = e^{-(t/\tau)^{\beta_{KWW}}}$ common to glassy systems. If the relaxation is entirely heterogeneous the stretching exponent, β_{KWW} , was shown in reference [29] to be related to the spread of free energy barriers, δF^\ddagger , through the relation $\beta_{KWW} \approx (1 + (\delta F^\ddagger/k_B T)^2)^{-1/2}$. Xia and Wolynes argued that regions do not reconfigure completely independently, so free energy barriers larger than the mean are lowered by facilitation effects of neighboring regions. Using the barrier distribution corrected in this way for facilitation yields a non-exponentiality parameter nearly independent of temperature, $\beta_{KWW} \approx 0.6$, a value char-

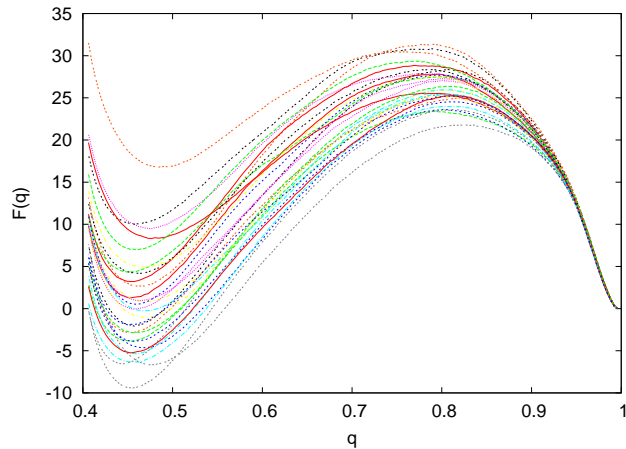


FIG. 5: (color online) Free energy profiles for different regions at $\hat{h} = s_c/k_B = 1.1$. The distribution of free energy barriers gives rise to the stretched exponential relaxation behavior common to glassy systems.

acteristic for fragile liquids.

III. CONCLUSION

Using a mixed density functional/atomistic replica formalism, the dynamics of the structural glass forming

liquids can be mapped onto a general disordered Ising model. This mapping allows a computationally inexpensive route to low temperature dynamics impossible currently by direct simulation. Using this information from the replica density functional one can guide molecular dynamics simulations carried out at complete atomic detail to more easily reach low temperature structural states.

Our results suggest the Kob-Andersen liquid should demonstrate one step replica symmetry breaking at a sufficiently low temperature even though its configurational entropy including local droplet excitations, strictly speaking, will not vanish. The system is, in this sense, closer to the random field Ising magnet than it is to the Edwards Anderson short range spin glass model. The results from the simulation are consistent with droplet based predictions using the existing random first order transition theory estimates.

Acknowledgments

The authors thank David Sherrington for enjoyable discussions. Calculations were performed on computational facilities provided by LSU (<http://www.hpc.lsu.edu>) and the Louisiana Optical Network Initiative (<http://www.loni.org>). Support from NSF grant CHE0317017 and NIH grant 5R01GM44557 is gratefully acknowledged.

-
- [1] Kirkpatrick, T. R. & Wolynes, P. G. Connections between some kinetic and equilibrium theories of the glass transition. *Phys. Rev. A* **35**, 3072–3080 (1987). [link].
 - [2] Kirkpatrick, T. R. & Thirumalai, D. Dynamics of the structural glass-transition and the p-spin-interaction spin-glass model. *Phys. Rev. Lett.* **58**, 2091–2094 (1987). [link].
 - [3] Kirkpatrick, T. R. & Wolynes, P. G. Stable and metastable states in mean-field potts and structural glasses. *Phys. Rev. B* **36**, 8552–8564 (1987). [link].
 - [4] Das, S. P. Mode-coupling theory and the glass transition in supercooled liquids. *Rev. Modern Phys.* **76**, 785–851 (2004). [link].
 - [5] Lubchenko, V. & Wolynes, P. G. Theory of structural glasses and supercooled liquids. *Ann. Rev. Phys. Chem.* **58**, 235–266 (2007). [link].
 - [6] Young, A. P. (ed.) *Spin glasses and random fields*, vol. 12 of *series on directions in condensed matter physics* (World Scientific Publishing Co. Pte. Ltd., 1997).
 - [7] Marinari, E., Parisi, G., Ricci-Tersenghi, F., Ruiz-Lorenzo, J. J. & Zuliani, F. Replica symmetry breaking in short-range spin glasses: Theoretical foundations and numerical evidences. *J. Stat. Phys.* **98**, 973–1047 (2000).
 - [8] Parisi, G. Spin glass theory: Numerical and experimental results in three-dimensional systems. *Physica A* **386**, 611–624 (2007).
 - [9] Huse, D. & Fisher, D. S. Dynamics of droplet fluctuations in pure and random ising systems. *Phys. Rev. B* **35**, 6841–6846 (1987). [link].
 - [10] Mcmillan, W. L. Domain-wall renormalization-group study of the 3-dimensional random ising-model at finite temperature. *Phys. Rev. B* **31**, 340–341 (1985). [link].
 - [11] Villain, J. Equilibrium critical properties of random field systems - new conjectures. *J. Physique* **46**, 1843–1852 (1985). [link].
 - [12] Huse, D. & Fisher, D. S. On the behavior of ising spin-glasses in a uniform magnetic-field. *J. Phys. I* **1**, 621–625 (1991). [link].
 - [13] Kirkpatrick, T. R., Thirumalai, D. & Wolynes, P. G. Scaling concepts for the dynamics of viscous liquids near an ideal glassy state. *Phys. Rev. A* **40**, 1045–1054 (1989). [link].
 - [14] Dzero, M., Schmalian, J. & Wolynes, P. G. Activated events in glasses: The structure of entropic droplets. *Phys. Rev. B* **72**, 100201 (2005). [link].
 - [15] Franz, S. & Parisi, G. Recipes for metastable states in spin-glasses. *J. Phys. I* **5**, 1401–1415 (1995). [link].
 - [16] Xia, X. & Wolynes, P. G. Fragilities of liquids predicted from the random first order transition theory of glasses. *Proc. Natl. Acad. Sci.* **97**, 2990–2994 (2000). [link].
 - [17] Tarzia, M. & Moore, M. A. Glass phenomenology from the connection to spin glasses. *Phys. Rev. E* **75**, 031502 (2007).
 - [18] Temesvári, T. Almeida-thouless transition below six di-

- mensions. *arXiv* arXiv:0809.1839v1 (2008). [link].
- [19] Eastwood, M. P. & Wolynes, P. G. Droplets and the configurational entropy crisis for random first-order transitions. *Europhysics Lett.* **60**, 587–593 (2002). [link].
- [20] Stillinger, F. H., Debenedetti, P. G. & Truskett, T. M. The Kauzmann paradox revisited. *J. Phys. Chem. B* **105**, 11809–11816 (2001).
- [21] Monasson, R. Structural glass-transition and the entropy of the metastable states. *Phys. Rev. Lett.* **75**, 2847–2850 (1995). [link].
- [22] Singh, Y., Stoessel, J. P. & Wolynes, P. G. Hard-sphere glass and the density-functional theory of aperiodic crystals. *Phys. Rev. Lett.* **54**, 1059–1062 (1985). [link].
- [23] Fixman, M. Highly anharmonic crystal. *J. Chem. Phys.* **51**, 3270 (1969).
- [24] Stoessel, J. P. & Wolynes, P. G. Linear excitations and the stability of the hard-sphere glass. *J. Chem. Phys.* **80**, 4502–4512 (1984). [link].
- [25] Mézard, M. & Parisi, G. Thermodynamics of glasses: A first principles computation. *Phys. Rev. Lett.* **82**, 747–750 (1999). [link].
- [26] Hall, R. W. & Wolynes, P. G. Intermolecular forces and the glass transition. *J. Phys. Chem. B* **112**, 301–312 (2008). [link].
- [27] Migliorini, G. & Berker, A. N. Global random-field spin-glass phase diagrams in two and three dimensions. *Phys. Rev. B* **57**, 426–431 (1998). [link].
- [28] Kob, W. & Andersen, H. C. Scaling behavior in the beta-relaxation regime of a supercooled lennard-jones mixture. *Phys. Rev. Lett.* **73**, 1376–1379 (1994).
- [29] Xia, X. & Wolynes, P. G. Microscopic theory of heterogeneity and nonexponential relaxations in supercooled liquids. *Phys. Rev. Lett.* **86**, 5526–5529 (2001). [link].
- [30] Stevenson, J. D., Schmalian, J. & Wolynes, P. G. The shapes of cooperatively rearranging regions in glass-forming liquids. *Nature Phys.* **2**, 268–274 (2006). [link].
- [31] Lubchenko, V. & Wolynes, P. G. Theory of aging in structural glasses. *J. Chem. Phys.* **121**, 2852–2865 (2004). [link].
- [32] Novikov, V. N. & Sokolov, A. P. Universality of the dynamic crossover in glass-forming liquids: A “magic” relaxation time. *Phys. Rev. E* **67**, 031507 (2003).
- [33] Landau, L. D. & Lifshitz, E. M. *Statistical Physics* (Addison–Wesley, Reading, MA, 1969).
- [34] Ferrenberg, A. M. & Swendsen, R. H. New monte-carlo technique for studying phase-transitions. *Phys. Rev. Lett.* **61**, 2635–2638 (1988).
- [35] Ferrenberg, A. M. & Swendsen, R. H. Optimized monte-carlo data-analysis. *Phys. Rev. Lett.* **63**, 1195–1198 (1989).
- [36] Drozdov, A. N., Grossfield, A. & Pappu, R. V. Role of solvent in determining conformational preferences of alanine dipeptide in water. *J. Am. Chem. Soc.* **126**, 2574–2581 (2004).
- [37] Cammarota, C. & Cavagna, A. A novel method for evaluating the critical nucleus and the surface tension in systems with first order phase transition. *The Journal of Chemical Physics* **127**, 214703 (2007). [link].